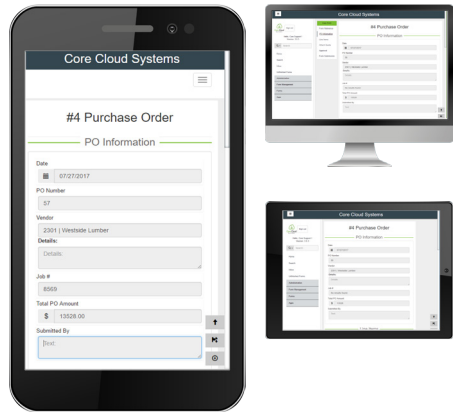


# Core Cloud Systems - CCS PO

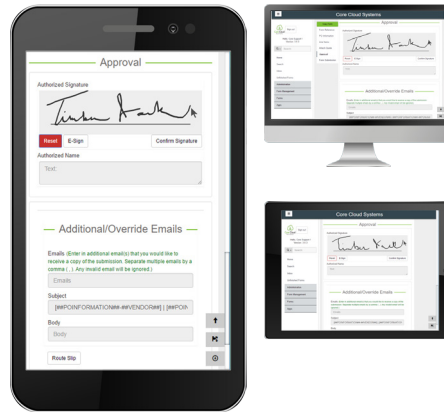
Integration with Sage 100 Contractor and TimberScan 100



## 1. Create a Purchase Order



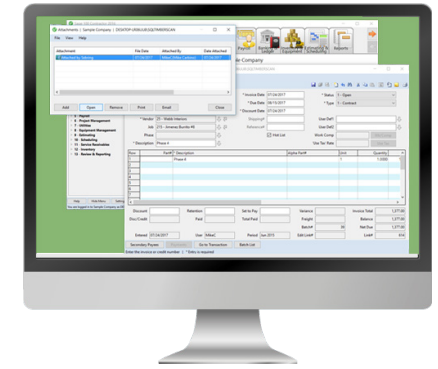
## 2. Review and Approve POs



## 3. Send POs to Vendor



## 4. Integrate with Your Systems



Sage 100 Contractor



TimberScan 100

1. Create POs from any device
2. Submit POs for review and approval (from any device)
  - Drill down for simple editing and coding options
  - Filter POs by Project Manager for quick access
3. Send approved POs to vendors by email directly from CCS
4. Integrate with Sage 100 Contractor and TimberScan 100
  - Send PO data directly to Sage 100 Contractor
  - Send PO images to T-100 supporting documents
  - Automatically attach PO images to Sage 100 transaction paperclip

